

# Keeper: KeeperFill for Chrome (Browser Extension)

## Installation and Use

- [Keeper: Installing the Keeper Browser Extension](#)
- [Keeper: Creating New Records with Keeper](#)
- [Keeper: Changing Passwords with Keeper](#)

# Keeper: Installing the Keeper Browser Extension

This document contains the step by step instructions on how to download and sign in to your Keeper Security Account using the Keeper Chrome Extension.

If you are using Microsoft Edge, please refer to these installation instructions:

<https://docs.keeper.io/en/v/user-guides/browser-extensions/keeperfill-for-edge>

Before we get started, watch the short video below to see how Keeper works and how you will use it in your day-to-day work:

## Step 1: Install The Keeper Extension

Click the following link to the Chrome Extension Store and click "Add to Chrome" to add Keeper to your web browser: [https://www.keepersecurity.com/get\\_extension.html](https://www.keepersecurity.com/get_extension.html)

In the Chrome Web Store Click "Add to Chrome"



Keeper® Password Manager & Digital Vault

 [keepersecurity.com](https://keepersecurity.com)  Featured

★★★★★ 8,072 ⓘ | Productivity | 700,000+ users

Add to Chrome

Click "Add extension"



Add "Keeper® Password Manager & Digital Vault"?

It can:

Read and change all your data on all websites

Cancel

Add extension

## Step 2: First Login to Keeper

After it's installed, click on the White Puzzle Piece on the top right corner of your Chrome Browser, this is where all your Chrome Extensions live.



- 1) Click the Pin Icon for the Keeper extension. This permanently moves it to your browser toolbar so you'll always have 1-click access.
- 2) Click the Keeper icon in your toolbar.
- 3) Open the Enterprise SSO Login dropdown menu.
- 4) Select Enterprise Domain from the dropdown menu, and enter your Enterprise Domain: rightatschoolsso.

**MAKE NOTE:** You will be required to enter our SSO domain of "rightatschoolsso" each time your session expires and you are asked to log in.

- 5) Enter the code that Keeper sends to your mobile device and set your "Require 2FA" to Every 30 days.
- 6) Click Login.

## Success!

You've successfully setup Keeper!

### Do you need Keeper on your mobile phone?

With the Android and iOS mobile applications, Keeper can save you even more time by auto-logging you in to sites and applications on your mobile device so you never have to remember a password.

Link: [Add Keeper to my Mobile Device](#)

If you would like to explore all of KeeperFill's features or need more detailed installation/configuration information, please visit [Keeper's Official Docs](#).

# Keeper: Creating New Records with Keeper

When logging in or registering for an account on a site with no stored credentials, Keeper will present you with a list of recognized email addresses to use for the login/email field on the site's application page (or you can click **Add Login** to enter a new one).

# Your Best Work Starts Here

What should we call you?

Your first name

Select your role



Email

Email address



KEEPER



Create a login using an email below

craig@keeperdemo.io



my\_personal\_account@gmail.com



marketing@company.com



+ Add Login

**Sign in with SSO**

Next, in the password field, Keeper will instantly generate a strong, random password for you. Click **Fill and Save** to accept the password and instantly create a new Keeper record.

Email

craig@keeperdemo.io



Password

.....



KEEPER



Let Keeper create a strong password.

Password

.....



Character Length: 20



A-Z



0-9



!@#

Fill and Save

If you already have a password, enter it and click **Yes** to create a new Keeper record with the information you entered.

## Sign in to Apple Developer

craig@keeperdemo.io

.....|



KEEPER



Would you like to save this password?

No Thanks

Yes

# Your Best Work Starts Here

What should we call you?

Craig

Select your role

Email

craig@keeperdemo.io

Password

.....


☐ I have read and agree to the [Terms of Service](#)


☐ I have read and agree to the [Privacy Policy](#)


☐ Keep me updated on news and offers

Sign Up

[Sign in with SSO](#)

 KEEPER

  
Record Saved!

Location (Required)  
 My Vault

Title (Required)  
Sketch

Login ID  
craig@keeperdemo.io

Password  
.....

Website Address  
https://www.sketch.com/signup/

Notes

OK

This workflow can be controlled from **Settings > Autofill Suggestions** in your KeeperFill Browser Extension.

To create a new record for a site that already has a matching login, click the menu icon, then **Create New**.



Email address




Password



Show Password




Forgot my password

☐

Remember


 **KEEPER**







**Passwords**

1 Matching Login

 **HubSpot**  
user@keeperdemo.io

 Fill Record


 Show More



Sign in with Google

Log in with SSO

Email address





Password


Show Password




Forgot my password

☐ Remember

 KEEPER










Passwords


1 Matching Login

 HubSpot

user@keeperdemo.io

 Fill Record

 Show More



Sign in with Google

Log in with SSO


Email address


Password

[Show Password](#)

[Forgot my password](#)


☐ Remember


 **KEEPER**




**Passwords**

1 Matching Login

 **HubSpot**  
user@keeperdemo.io

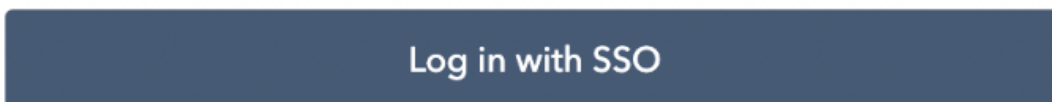
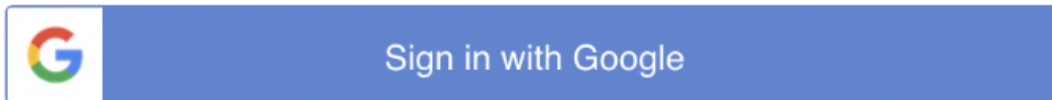
 Fill Record

 Show More

Edit

Create New

Change Password



# Keeper: Changing Passwords with Keeper

Keeper makes it easy to change your passwords. When a user visits a site's "Change Password" page, you will receive a prompt from Keeper asking if you would like help changing your password. By clicking **Yes**, Keeper will run a wizard that walks you through a few quick steps to change your password and simultaneously update the record in your vault. These steps will include a series of prompts detailing the following actions:

- Autofill your old/current password
- Automatically generate and autofill a new secure password
- Confirm the changes and save them to your vault

The video below demonstrates how Keeper can help you change your passwords.